

2011 OSU Fan Survey

Thanks to everyone who took the time to complete the survey. This year the survey had 1,104 responses which is by far the most I've ever received. I owe a big thank you to each of the message boards for allowing me to post the survey each year, and this year I would also like to thank @pistolsguy for featuring the survey on his site. I look forward to more surveys in the future.

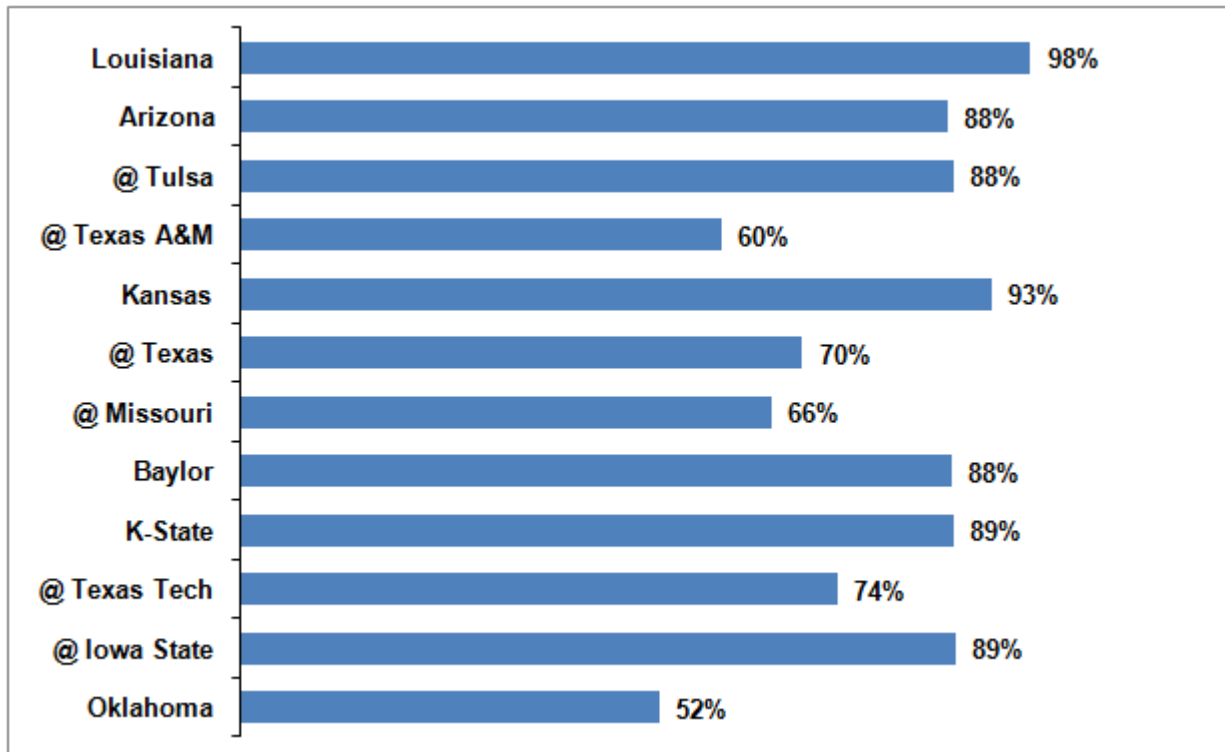
I especially appreciate those of you that commented when given an opportunity. This year, I've sprinkled in a few of your comments throughout this summary.

For the season simulation, I continued my practice of removing the top 10% most and least optimistic of the responses. That means that the data below regarding expected wins for the Cowboys represents the expectations of the middle 80% of OSU fans -- presumably the reasonable ones. On to the results...enjoy.

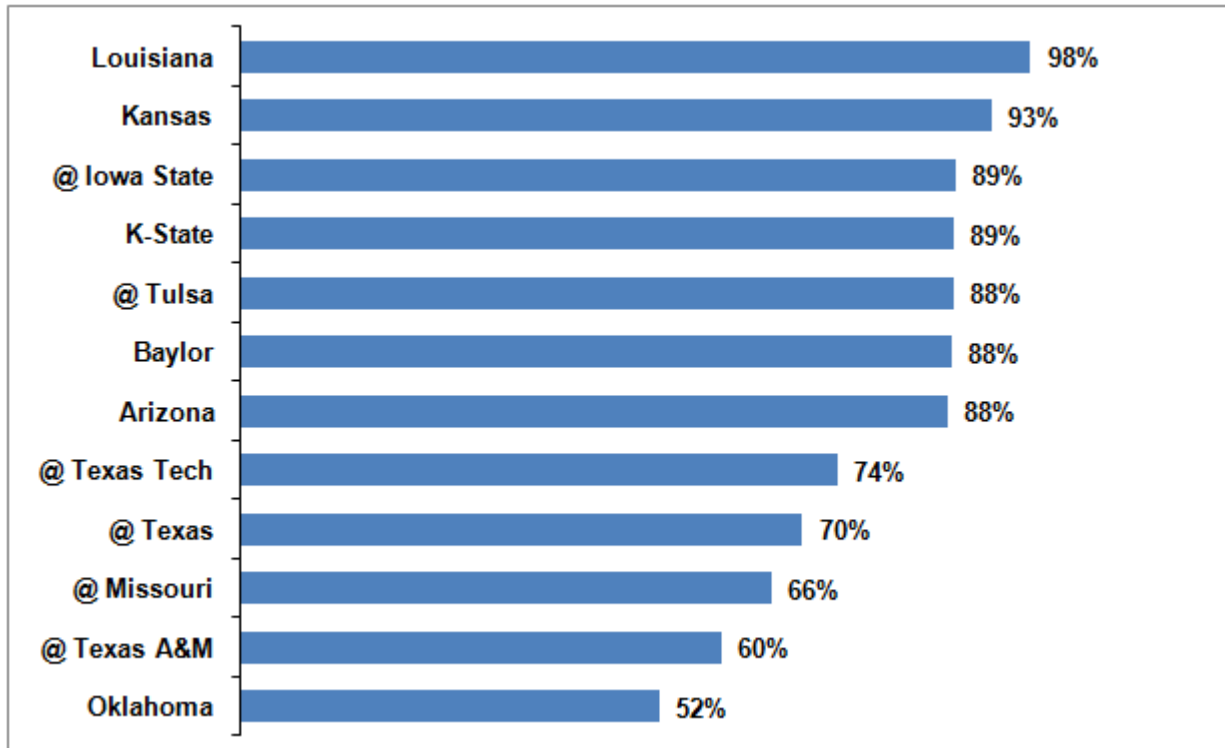
OSUDave aka @okc_dave

1) What are the chances OSU will win the following game...

First, in chronological order:



And now in order of our easiest game to our most difficult:

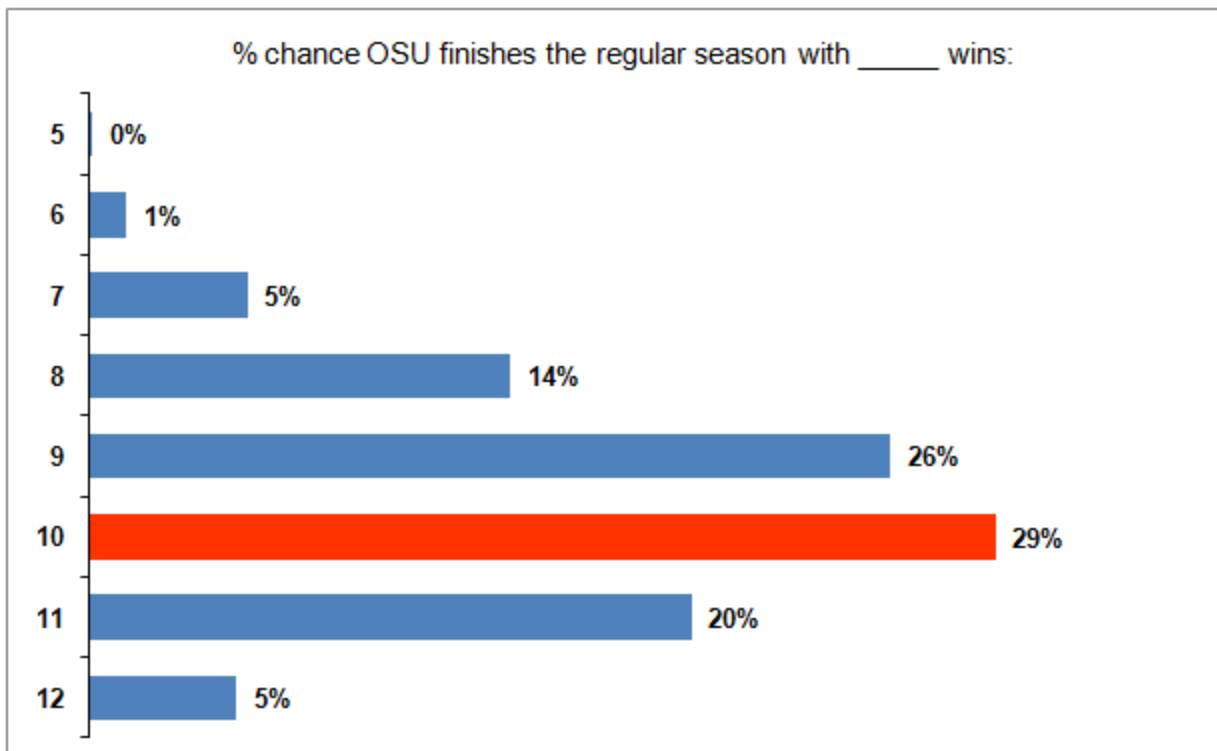


Notice that we have 7 games with a chance of winning of 88% or higher. This is an incredible display of confidence in this football team when you sit back and think about it.

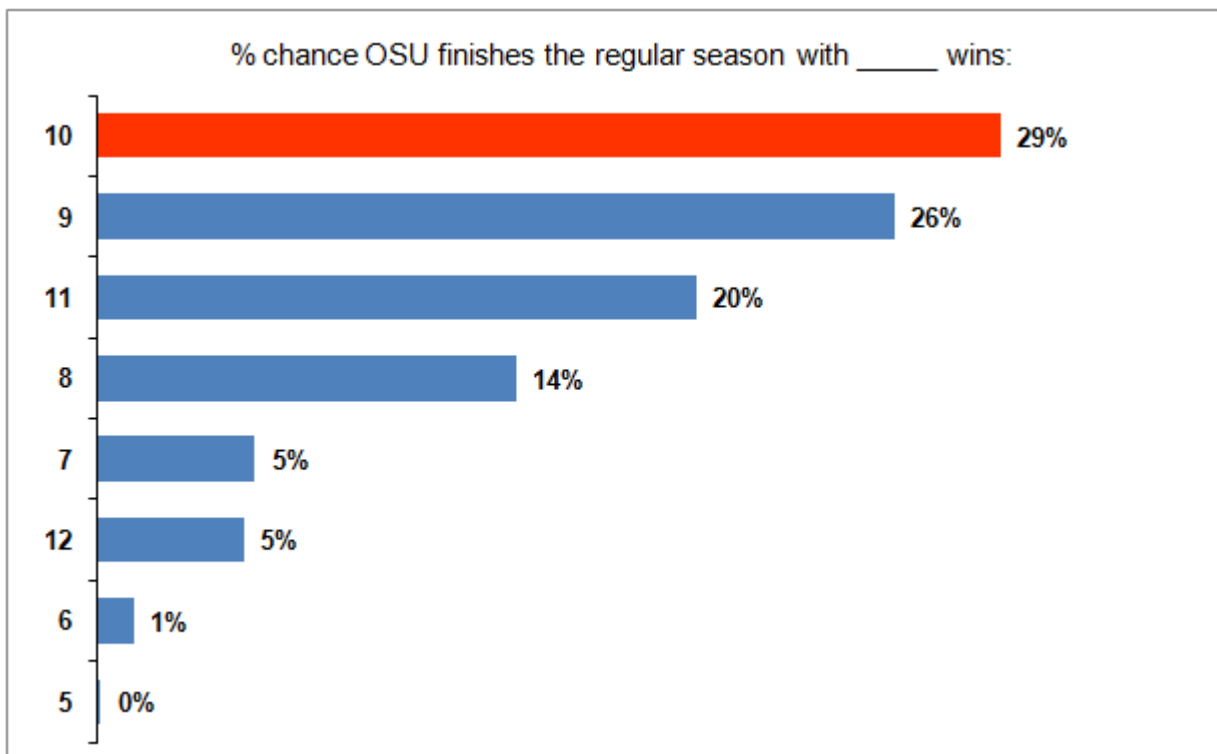
No surprise that OU is the most difficult game with fans, but even if it's by the slightest margin fans still expect us to win our toughest game.

Using Excel and the averages listed above, I simulated the upcoming season 10,000 times. OSU fans collectively believe **we will win 9.5 regular season games**.

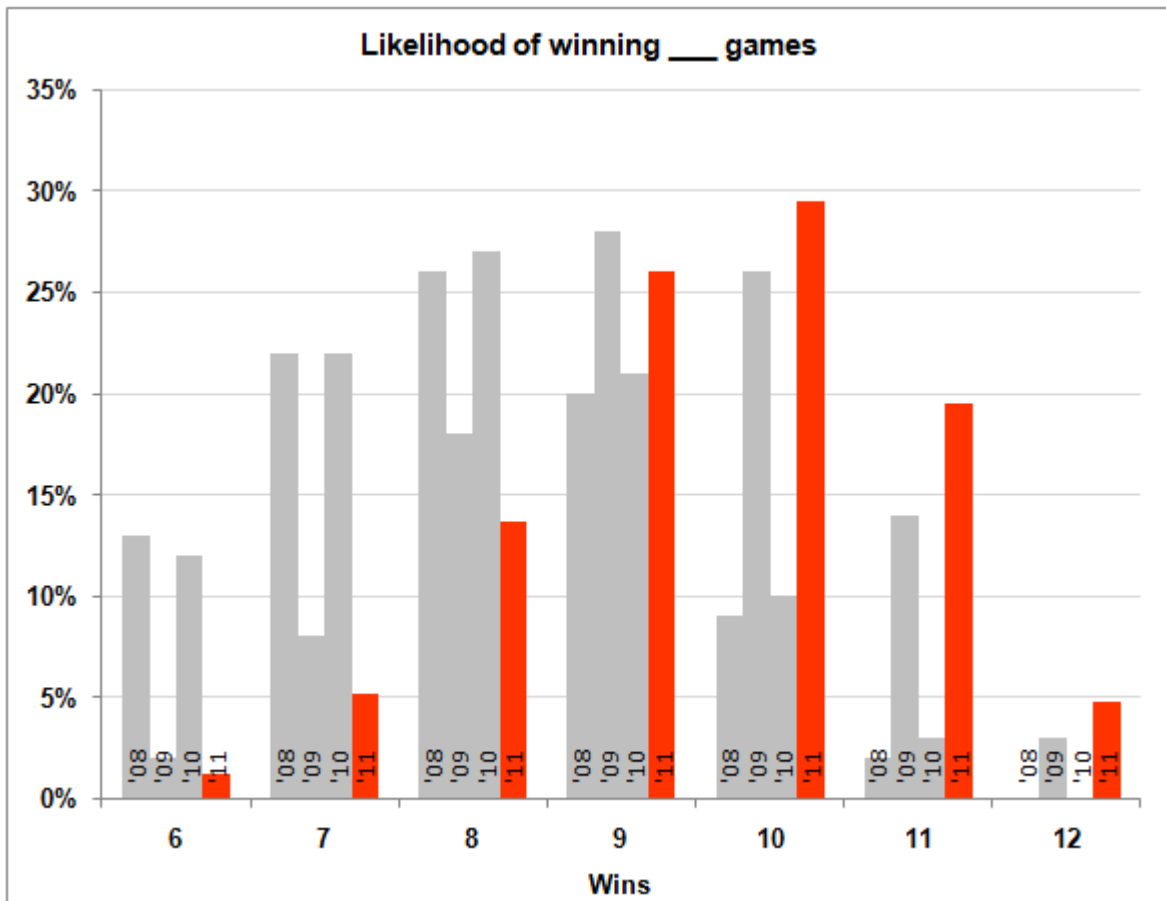
You can see the results of the simulation below. A 10-win is the most likely outcome.



Here are the results in order of likelihood: again, 10 wins is the most likely outcome, followed closely by a 9-win season. A 7-win season is just slightly more likely than going undefeated.



Okay, let's put this in perspective. Below, you can see how confidence in our teams has fluctuated over the last 4 years (as long as I've been doing the survey). The chart shows the % chance we had of winning the number of games listed at the bottom of the chart as the years have gone by.



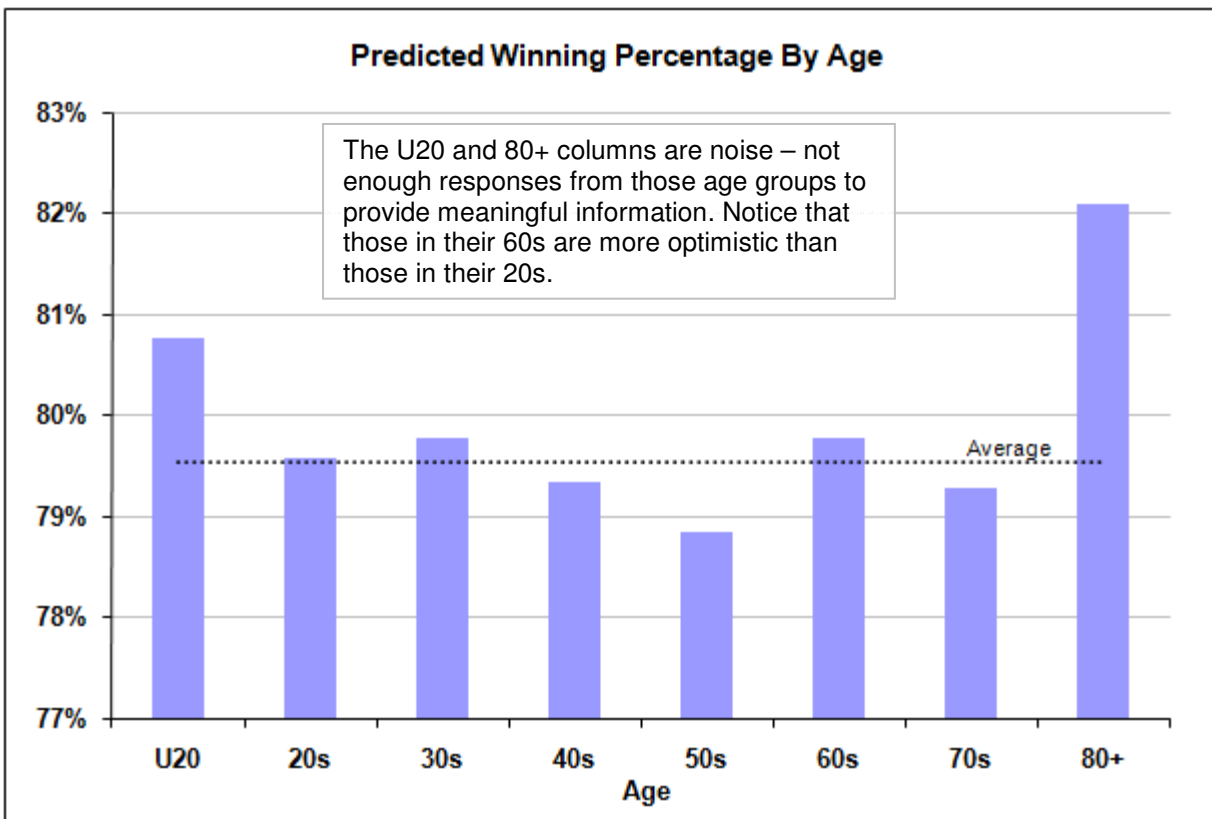
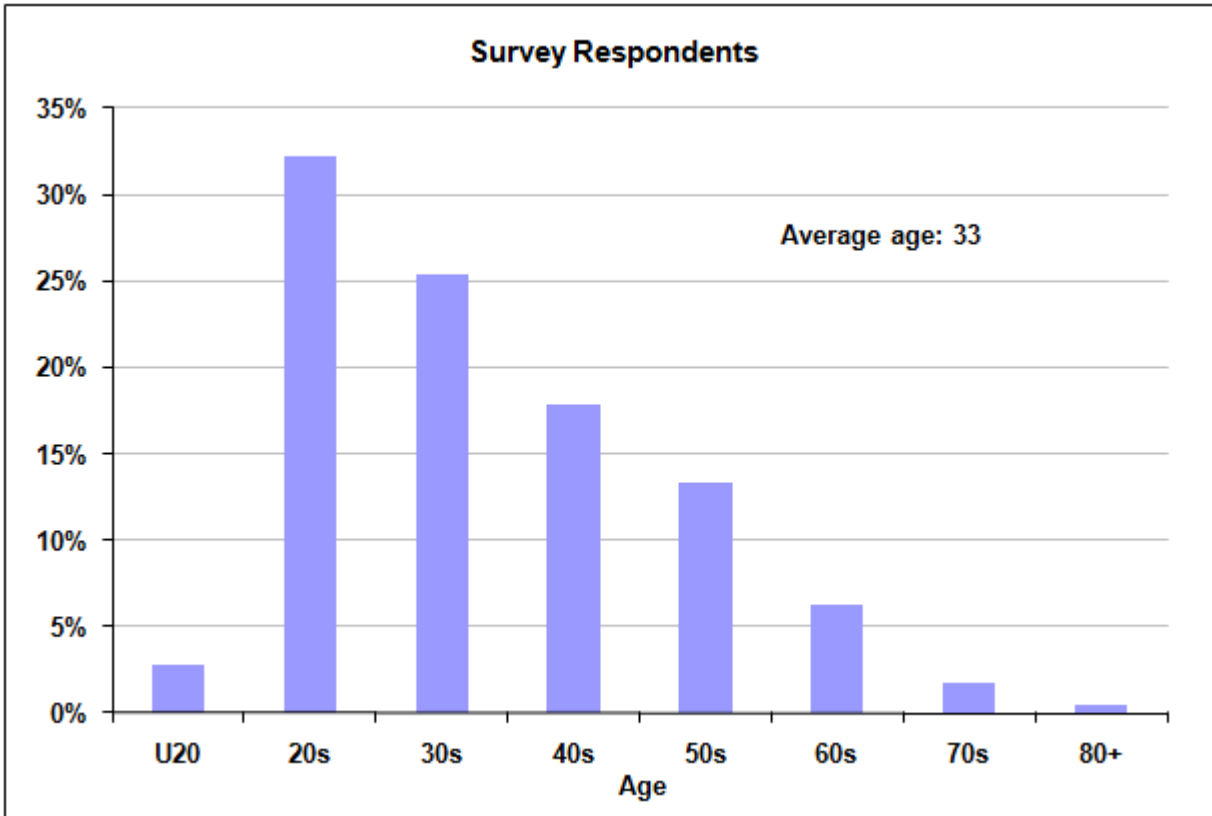
As you can see, we have the highest chance of winning 10, 11, and 12 games than we've had since I've been doing the survey. We are even more confident that we were when the Zac Robinson SI covers were being printed in 2009.

Chances of going undefeated: 1 in 20.9

Age

This was the first time I've asked for your age. I was interested to see if there was any correlation between age and optimism for the season – my thought was that older fans who had witnessed several of the lean years of OSU football would be more hesitant to send us to the BCS title game in their predictions.

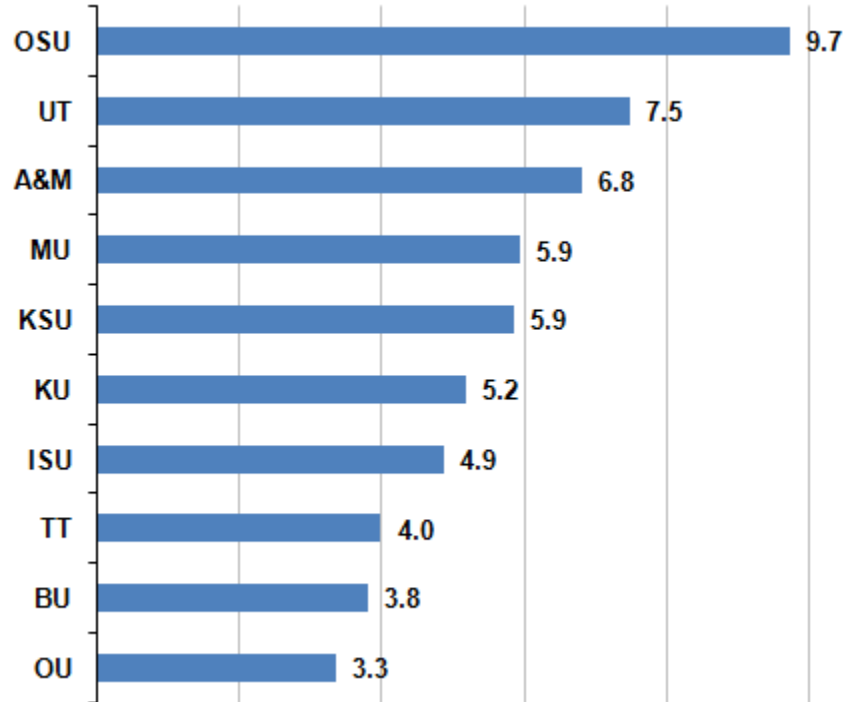
As it turns out, there is no correlation – and I mean none – between age and expectations for the season.



Stadiums

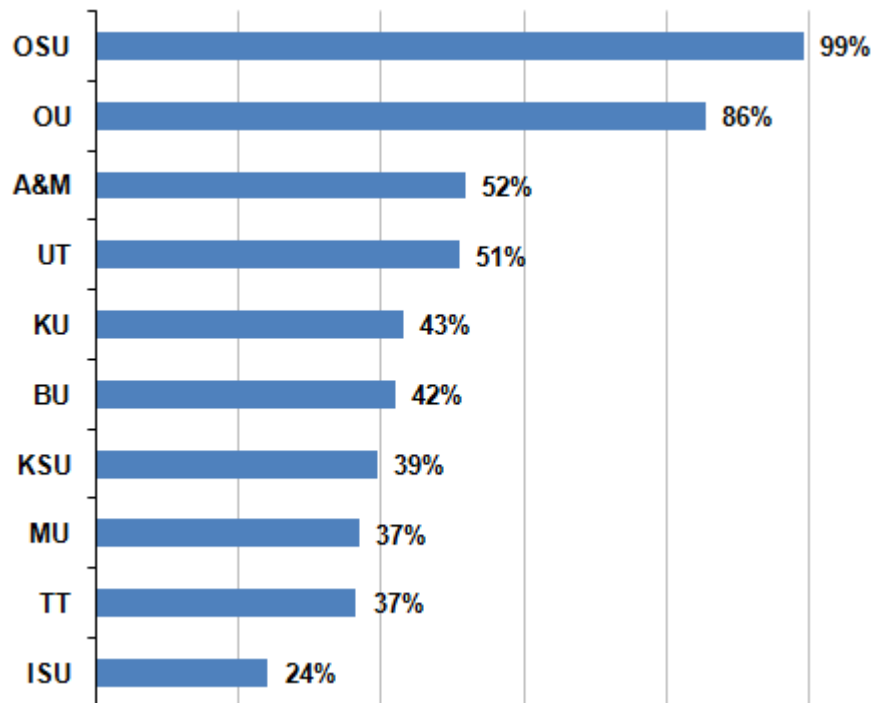
This was the first year I asked this question, and to be honest I didn't ask it very well. I should have asked to rank the stadiums you've been to on a 1 – 10 scale or something along those lines. Instead, I wound up with people ranking Baylor's stadium as the #4 stadium in the conference if they've only been to 4 stadiums. I'll fix this problem next year.

Here's what I did in the meantime: for every 1st place vote, a stadium got 10 points. For every 2nd place vote, a stadium got 9 points. And so on. Here are the unfiltered results. A perfect score would be 10.0:



Not surprisingly, Gaylord Family Stadium got the highest amount of "least favorite" votes. Removing last-place votes for every stadium moved Oklahoma into 5th place.

Here's a look at what percentage of survey respondents have visited each stadium:



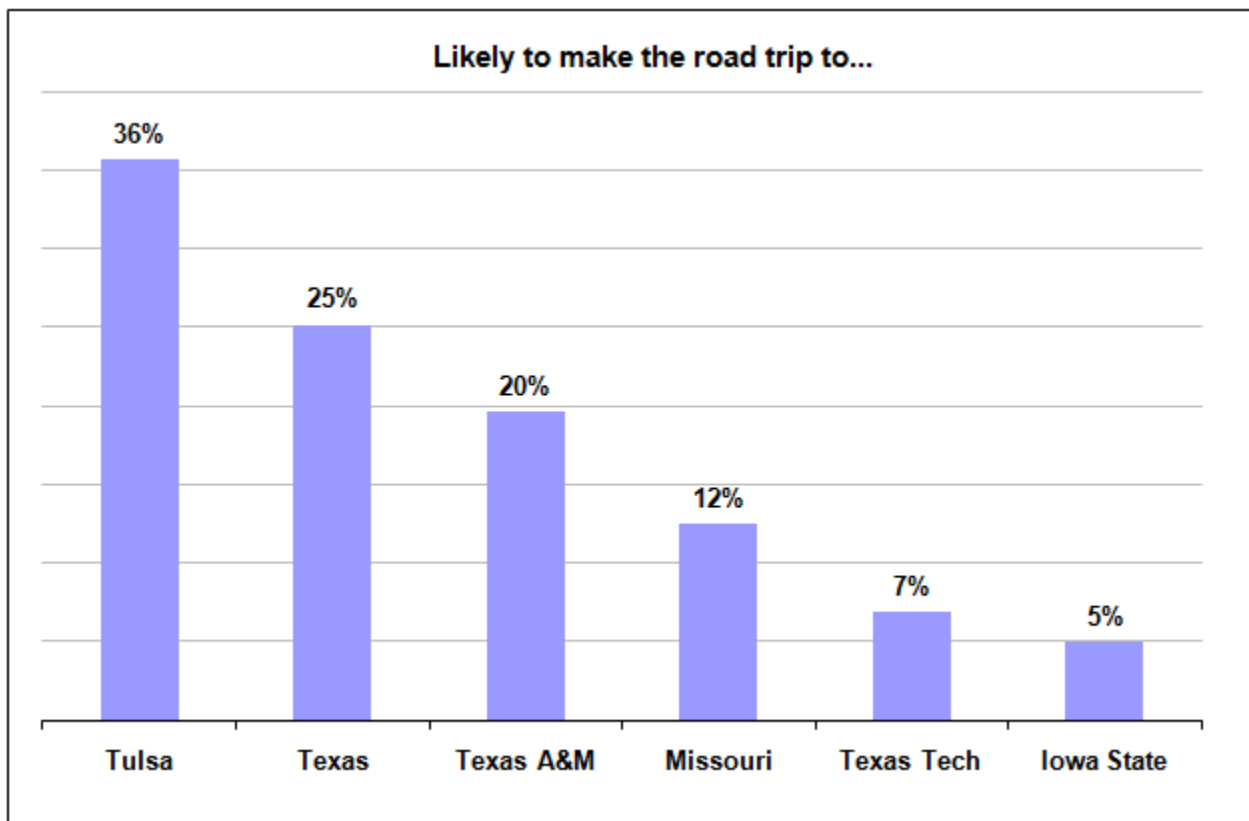
Stadiums (cont'd)

Here are some selected comments on the stadium question:

- Had a great trip to Faurot field last time. Might have been the victory not the stadium
- Memorial Stadium in Lincoln was my favorite but they left so...
- Treated worse at TT than any place I've been
- I'll miss attending games in Boulder. Great scenery.
- Band member for four years, traveled away to KSU and ISU. Would have put Nebraska and Colorado as #2 and #3 if they hadn't left the Big 12. :(
- MU fans worst in Big 12
- I'm not ranking Gaylord last just because it is OU. The visitor sections there really are not very comfortable or fan-friendly.
- Iowa State has some great fans! Experience at a UT home is like being at a NFL game.
- Hate the scoreboard at Boone Pickens Stadium, almost as much as I hate OU

Road Trip

This is the percentage of survey respondents who said they were likely to make a road trip to each site listed below.



63% of our fans say they will make at least one road game. 28% will make 2 or more.

Some choice comments:

- Why would anyone go to Ames, Iowa?
- I live and Tulsa, but refuse to pay \$95 to sit in Skelly. Plus, Katy Perry will be at BOK that night...jk
- Currently deployed and won't be able to...
- Being at basic training and living in Florida would make it hard to be at any game.
- I vowed NEVER to go back to Texas Tech for football after the way we were treated in 2008.

Uniforms

It's well-known that there are 48 possible combinations of uniforms with our new Nike duds. We explored them all – almost with this survey. 46 out of the 48 combinations received at least a single vote. Try to guess which ones didn't receive even a single vote and I'll reveal it at the bottom of this page.

Here are the 10 most popular combinations. People seem to love the black uniforms. All black edged out black-orange-black. Our traditional white-orange-white look brought in the third spot.

Rk)	Helmet-Jersey-Pants	Vote
1)	Black-Black-Black	15.8%
2)	Black-Orange-Black	13.3%
3)	White-Orange-White	9.5%
4)	Gray-Orange-Gray	7.7%
5)	Black-Orange-Orange	7.6%
6)	White-Orange-Orange	5.8%
7)	Black-Gray-Black	2.9%
8)	Gray-Gray-Gray	2.8%
9)	Black-Black-Orange	2.7%
10)	White-Orange-Black	2.4%

Here are the leading vote-getters by category. Black helmets were far and away the most popular – it's interesting that our black jerseys were used in the most popular combination, but orange jerseys received the most votes of any piece of equipment. They were included in the 2nd – 6th most popular combinations.

Helmet	Jersey	Pants
Black 52%	Orange 57%	Black 41%
White 24%	Black 27%	Orange 23%
Gray 23%	Gray 12%	Gray 22%
	White 4%	White 15%

White jerseys were at a disadvantage because I asked about bedlam, which is a home game this year.

Okay, so here are the combinations that received the fewest votes:

Received 1 Vote	Received 0 Votes
White-White-Gray	Gray-White-Orange
Gray-White-White	White-Gray-Orange
White-Gray-White	
Black-White-White	
Gray-Black-White	

Some selected comments (my comments in parentheses):

- I'd vote orange helmet if we had one.
- This will be a very visible game nationally. We should look our best. (voted Black-Black-Black)
- Honestly I don't care if our team shows up to bedlam naked if it means Gundy can get his first win.
- Stay away from the black!!! It looks really good but we play really bad when we wear it!!!
- All orange against OU just looks right. But a win looks better.
- ORANGE! POWER! ORANGE! POWER! (put down the Red Bull sir)
- Don't give a #@!% (wow...simply leaving it blank would have been fine)

Big XII Rank

I asked you to rank the top 5 teams in the Big XII. In calculating an average ranking for each team, I assumed that any team left off your ballot finished in a tie for 6th.

Rank	Team (1st Place Votes)	Avg Rank	AP	USA Today
1	Oklahoma (535)	1.5	1	1
2	Oklahoma St. (442)	1.6	9	8
3	Texas A&M (3)	3.2	8	9
4	Missouri (1)	4.1	21	21
5	Texas (0)	5.1	26	24
6	Texas Tech (1)	5.6	-	-
7	Baylor (0)	5.9	-	-
8	Kansas St. (1)	5.9	-	-
9	Kansas (0)	6.0	-	-
10	Iowa St. (0)	6.0	-	-

OU and OSU collectively received 95% of the 1st and 2nd place votes, with the Sooners edging out the Cowboys in the 1st place vote tally.

Here's a quick look at how we did as a fan base last year in predicting the order of finish:

2010 Big XII South Prediction	
Predicted	Actual
Texas	Oklahoma
Oklahoma	Oklahoma St.
Oklahoma St.	Texas A&M
Texas Tech	Baylor
Texas A&M	Texas Tech
Baylor	Texas

Offense & Defense

I expect the offense/defense to be _____ last year:

	Offense	Defense
much better than	3%	26%
better than	49%	65%
the same as	42%	7%
worse than	6%	2%
much worse than	0%	1%

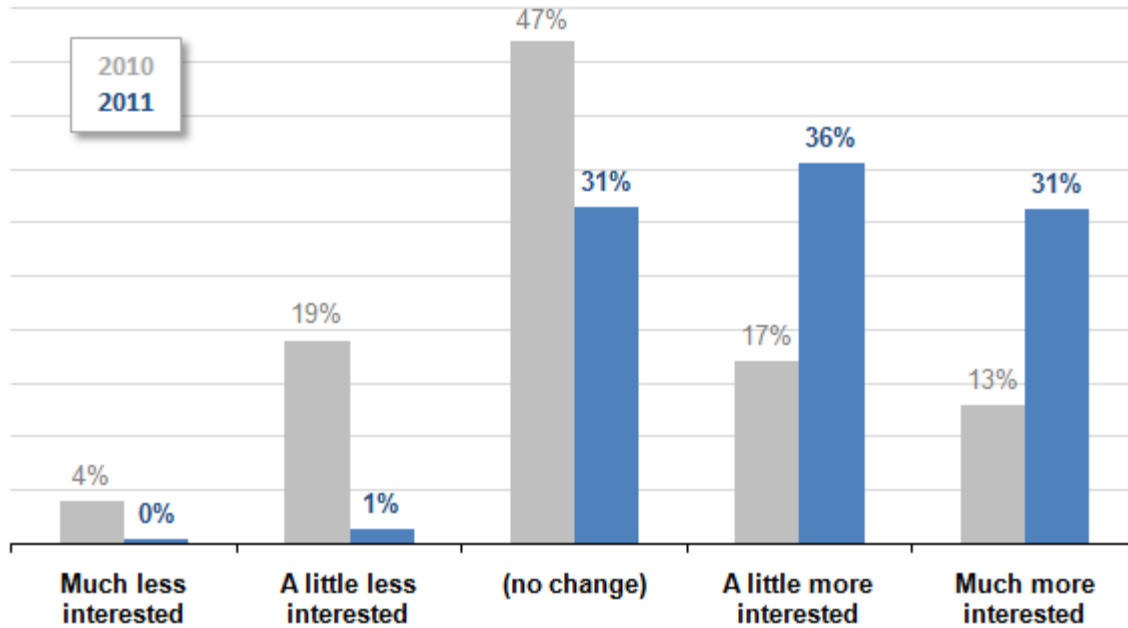
I'm really not sure how this year's offense can be "much better" than last year's. We were one of the most efficient teams in the country in scoring (3rd) and total offense (also 3rd). I like the optimism, though. 52% of our fans think this offense will be better than last year's.

An overwhelming 81% of our fans think this year's defense will be better than last year's. Here's hoping we're right. I contend that our D is not far off from being really solid – we've just got to figure out how to get off the field on 3rd downs.

Level of Interest

This year, we had quite a spike in the level of interest of our fan base. Last year, fans were much more apathetic about the upcoming season coming off the disappointing finish to the 2009 season. This year, 67% of our fans report being at least a little more excited about the upcoming season (only 30% said the same last year).

I don't know who the 17 maniacs are who are less interested this year – parents of players who graduated last season?



Season Tickets

OSU is getting ready to break its 2009 record for season tickets sold, and that is reflected here. 96% of fans ordered the same number of season tickets or increased them (the same percentage as in 2009).

The last column below shows how many additional tickets the average fan bought each year over the last year. 2009 was a monster year in terms of increasing the season ticket base, but this year is pretty solid as well.

Year	Added Tickets	No Change	Reduced Tickets	Avg Change / Respondent
2009	21%	75%	4%	0.47
2010	10%	80%	10%	0.02
2011	12%	84%	4%	0.18

If I could single out one game for OSU to win this year, it would be...

No shocker here: OU 80%, A&M 19%, and Texas 1%.

The words “Gundy”, “monkey”, and “back” appeared dozens of times in the comments. Two of you described it as a gorilla. Just sayin’.

Those who chose A&M argued that it would set the tone for the rest of the season. I see your point, but I am in the bedlam camp. 2002 was a long time ago...Rashaun Woods is no longer open, he's fishing.

Conference Realignment

Assuming A&M goes to the SEC, rank your preference for OSU's conference:

A 1st place vote for a conference = 3 points, a 2nd place vote = 2 points, etc.

Rank	Conference (1st Place Votes)	Avg Vote	Pts
1	Pac-16 (646)	1.4	2,528
2	Salvaged Big 12 (435)	1.9	2,002
3	SEC (42)	2.7	1,235

Fans clearly support a move to the Pac-16, however salvaging the Big 12 is a very popular choice as well.

Some choice comments:

- I just do not see what state of Okla schools have in common with Washington, Oregon, California schools. Makes no sense to me.
- SEC is negative 5. I'd rather go with either the Big East or ACC, whichever comes out stronger
- Super conferences will destroy college football as we know it.
- Anywhere but a "salvaged" Big 12
- I don't want to go to the SEC, but it would be better than trying to ride out the Big ???
- SEC NEVER - full of cheats and always will be.
- I'm curious about the rumblings of some super conference with Notre Dame that Deloss Dodds is trying to put together.

Winning Championships

1) Will OSU win a football conference championship in the next 10 years?

Year	Yes
2009	92%
2010	85%
2011	96%

2) Will OSU play in a football national championship in the next 10 years?

Year	Yes
2009	-
2010	52%*
2011	77%

*The 2010 question asked if we would win a national championship game
The 2011 question asked if we would play in a national championship game

3) I would rather OSU win a national championship in:

Football	92%
Basketball	8%

Wow! I answered football just like most of you did, but I was shocked at how high this number is. If I'm ambitious enough to put together a survey for basketball season I'll ask the same question and see how much this changes.

Big XII Coaches

Here's how the rankings for Big 12 coaches came out:

Rank	Coach (1st Place Votes)	Avg Vote
1	Stoops (497)	2.2
2	Gundy (341)	2.4
3	Brown (27)	4.2
4	Snyder (60)	4.8
5	Pinkel (4)	4.9
6	Sherman (3)	6.3
7	Tuberville (3)	6.3
8	Briles (8)	6.4
9	Rhoads (7)	7.7
10	Gill (5)	9.0

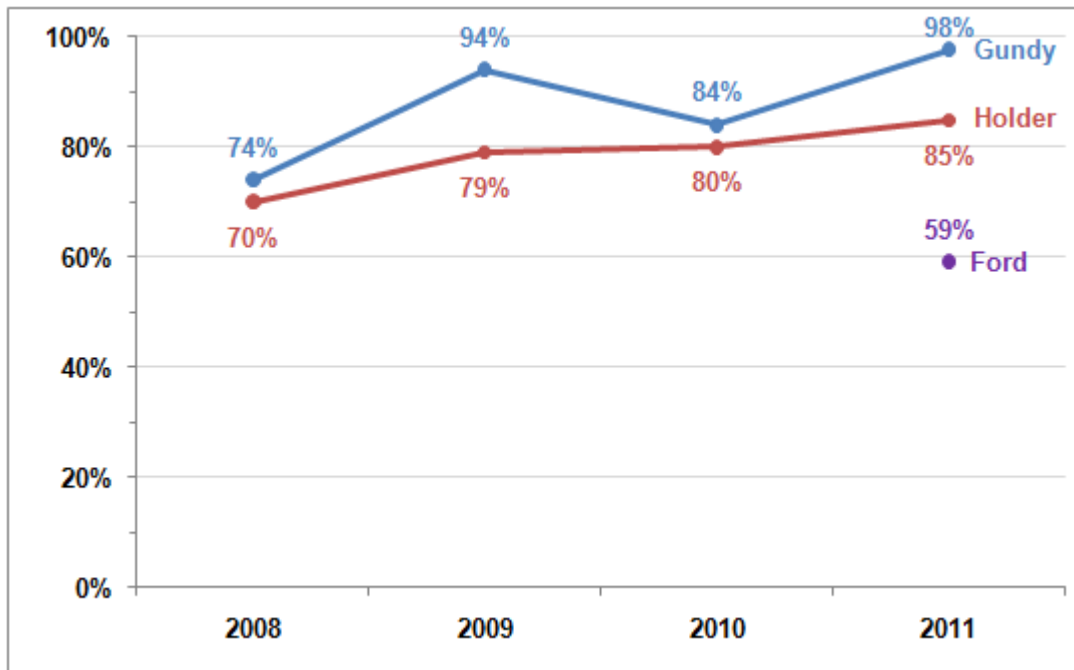
Stoops and Gundy collected 87% of the 1st place votes with Stoops having a pretty solid advantage over Gundy. Gundy received the highest amount of 2nd and 3rd place votes.

I think Paul Rhoads is getting shorted by our fans here. He took over a 2-10 Cyclones team and took them to a bowl in 2009, folks!

It's kind of interesting to look back and see what this looked like in years past. Note: in previous years I have excluded Gundy from this question.

Rank	2009	2010	2011
1	Stoops	Brown	Stoops
2	Brown	Stoops	Gundy
3	Leach	Snyder	Brown
4	Mangino	Pelini	Snyder
5	Briles	Briles	Pinkel
6	Snyder	Rhoads	Sherman
7	Pelini	Tuberville	Tuberville
8	Hawkins	Pinkel	Briles
9	Pinkel	Hawkins	Rhoads
10	Rhoads	Sherman	Gill
11	Sherman	Gill	

Approval Ratings



Gundy's 98% approval rating is just staggering. I couldn't put together a solid argument on why someone would disapprove of his job at OSU (if I tried, it would center on the OU problem), but to have such a crazy-high approval rating is pretty remarkable. Imagine showing this to someone in November 2005.

Holder continues to slowly but surely chip away at OSU fans and earn their support. He has posted gains in each of the last three years despite some controversial decisions along the way.

Ford's 59% rating seems low until you consider that only 11% of fans said they disapprove of him, leaving 30% in the "unsure" category. I think that's fair – although I suspect many of those fans are ready to make their decision on him this year.

Here are the detailed numbers on all three guys. Some of the totals exceed 100% due to rounding:

Gundy	2008	2009	2010	2011
Approve	74%	94%	84%	98%
Disapprove	9%	0%	4%	1%
Unsure	17%	6%	13%	2%

Holder	2008	2009	2010	2011
Approve	70%	79%	80%	85%
Disapprove	12%	6%	7%	6%
Unsure	18%	15%	13%	9%

Ford	2008	2009	2010	2011
Approve	-	-	-	59%
Disapprove	-	-	-	11%
Unsure	-	-	-	30%

Favorite / Breakout Players

The top 15 in each of these categories is posted on the next page, but I thought I would show you what this has looked like over the last three years.

First, your favorite player on the offensive side of the ball:

Favorite Player (Offense)						
	2009		2010		2011	
1st	Bryant	39%	Hunter	63%	Weeden	44%
2nd	Hunter	25%	Weeden	15%	Blackmon	26%
3rd	Robinson	25%	Blackmon	4%	Cooper	8%

Weeden's margin over Blackmon was a little surprising to me, but the order seems right. Look at how much Hunter dominated the vote last year as we really didn't get to know Weeden or Blackmon (4% last year!) until the games started. What a difference a year makes. Now, defense:

Favorite Player (Defense)						
	2009		2010		2011	
1st	Sexton	33%	Lemon	40%	Martin	34%
2nd	Cox	17%	Martin	21%	Lewis	27%
3rd	Chinasa	11%	Chinasa	13%	Jones	15%

Nothing wrong with this list. I love all three of these guys for different reasons.

Now, moving on to the breakout category. Again, let's start with offense:

Breakout Player (Offense)						
	2009		2010		2011	
1st	Blackmon	47%	Weeden	30%	Randle	21%
2nd	Cooper	13%	Blackmon	22%	Anyiam	18%
3rd	Mosley	5%	Cooper	12%	Harrison	13%

Look at Blackmon in 2009. Guess we were a year early. The top 3 last year make us look like geniuses...bodes well for Randle. Hubert Anyiam had somewhat of a breakout season in 2009 after Dez ate lunch with Deion. Our fans expect something out of him again this year.

I was surprised that Josh Stewart didn't crack the top 3 given all the pub he's been getting in the past couple weeks. Stewart was *just* edged out by Michael Harrison.

Breakout Player (Defense)						
	2009		2010		2011	
1st	Booker	17%	Jones	25%	Jones	23%
2nd	Antoine	17%	Chinasa	12%	Gilbert	17%
3rd	Jones	15%	Martin	10%	Elkins	15%

Richetti Jones, we present you the award for being the only player to make the top 3 on the breakout list for three consecutive years. But this is his year! Really!

As I mentioned, the top 15 in each category is on the following page.

Favorite / Breakout Players (cont'd)

Here's a list of the top 15 guys in each category:

FAVORITE (OFFENSE)		FAVORITE (DEFENSE)	
Player	Votes	Player	Votes
Weeden, Brandon	44%	Martin, Markelle	34%
Blackmon, Justin	26%	Lewis, Shaun	27%
Cooper, Josh	8%	Jones, Richetti	15%
Randle, Joseph	8%	Gilbert, Justin	5%
Staley, Kye	4%	Brown, Brodrick	4%
Smith, Jeremy	2%	Blatnick, Jamie	3%
Adcock, Levy	2%	Bassett, Cooper	2%
Webb, Brandon	1%	Lavey, Caleb	2%
Harrison, Michael	1%	Littlehead, Christian	1%
Gamer, Grant	1%	Elkins, Alex	1%
Stewart, Josh	1%	Okafor, Joe	1%
Walsh, J.W.	0%	Castleman, James	1%
Bowie, Michael	0%	Thomas, Johnny	1%
Taylor, Lane	0%	Lowe, Daytawion	1%
Sims, Herschel	0%	Hedgepeth, Devin	0%

BREAKOUT (OFFENSE)		BREAKOUT (DEFENSE)	
Player	Votes	Player	Votes
Randle, Joseph	21%	Jones, Richetti	23%
Anyiam, Hubert	18%	Gilbert, Justin	17%
Harrison, Michael	13%	Elkins, Alex	15%
Stewart, Josh	11%	Lewis, Shaun	6%
Smith, Jeremy	10%	Littlehead, Christiari	6%
Cooper, Josh	9%	Lavey, Caleb	6%
Moore, Tracy	4%	Castleman, James	4%
Sims, Herschel	4%	Brown, Brodrick	3%
Bowie, Michael	2%	Lowe, Daytawion	3%
Blackmon, Justin	2%	Blatnick, Jamie	3%
Anderson, Isaiah	1%	Nicholas, Nigel	2%
Staley, Kye	1%	Martin, Markelle	2%
Glidden, David	1%	Bassett, Cooper	2%
Adcock, Levy	1%	Hedgepeth, Devin	2%
Weeden, Brandon	0%	Johnson, Tyler	1%

OSU vs. Louisiana Score Prediction

And finally...OSU fans predict an opening-game score of OSU 53, Louisiana 13.

Year	Opening Opponent	Predicted Score	Actual Score
2008	@ Wash St	39-20	39-13
2009	Georgia	-	24-10
2010	Wash St	38-13	65-17
2011	Louisiana	53-13	?

Suggest a Question

Thanks to all of you who wrote in some good questions...I'll save the gems until next year, but here were some of the more odd entries that made me wonder about our fan base (my comments in parentheses):

- If you could choose a K-9 mascot for OSU which breed would you choose?
- How much wood would a woodchuck chuck, if a woodchuck could chuck wood?
- Do you attend "The Walk" for every home game? If so which player's hand would you like to shake the most? (just me or is this a little creepy?)
- Who is the cutest football player at OSU? (my wife wishes Zac was still around)
- Who should replace Gundy pending another loss to OU? (This was from a fan that approved of Gundy)
- Should beer be sold in BPS? (Good luck with that)
- Which year do you think OU will get the death penalty for NCAA infractions?
- How many pounds of ice are used by the training staff during a game?
- Do you think Bob Stoops is a crook?
- Who is favorite cheerleader with pics!!

The End

A sincere thank you to everyone for taking the time to complete this survey (and bonus points for reading all the way through to the end). I really enjoy getting your input every year. Until next time, see you in Stillwater...GO POKES!

-OSUDave aka @okc_dave